

ORDINANCE NO. O-2014-03

**AN ORDINANCE CREATING SECTION 443-12
OF THE GENERAL PROVISIONS OF THE VILLAGE OF BELLEVUE
MUNICIPAL CODE RELATING TO HEAVY TRUCK ROUTES**

THE VILLAGE BOARD OF THE VILLAGE OF BELLEVUE, BROWN COUNTY, WISCONSIN, DOES ORDAIN THAT SECTION 443-12 OF THE GENERAL PROVISIONS OF THE VILLAGE OF BELLEVUE MUNICIPAL CODE BE CREATED TO READ AS FOLLOWS:

443-12. Heavy Truck Routes.

- A. Regulation on weight. When using Village streets to travel through the Village of Bellevue, vehicles having a combined weight and load in excess of 10,000 pounds shall operate only on designated heavy truck routes. The Director of Public Works may increase the regulation on weight on any of the heavy traffic routes when it is determined the condition or construction of the street warrants such increase.

The following Village streets shall be designated as having permanent eight ton weight limits:

- Willow Road – Huron Road to Eastern Village Limit
 - Erie Road – Willow Road to Northern Village Limits
 - Grandview Road – Willow Road to Northern Village Limits
- B. Heavy truck routes. Shall be designated as Federal, State, and County marked highways as designated under the provisions of Wis. Stats. §349.17 and on the following Village streets:
- Hoffman Road – Monroe Road to Bellevue Street
 - Verlin Road – Lime Kiln Road to Bellevue Street
 - Continental Drive – Manitowoc Road to Main Street
 - Manitowoc Road – Continental Drive to Eaton Road
 - Landmark Boulevard – Lime Kiln Road to Monroe Road
- C. Exception to use of heavy truck routes. It shall be unlawful for any person or company to operate any motor vehicle exceeding regulations as set forth in section 443-12(A), except when necessary for the purpose of obtaining orders and delivering and moving supplies or other necessary commodities to or from any place of business or residence fronting on any such streets, and except when necessary for the purpose of leaving or returning to the terminal or place of garaging of any such vehicle. When it is necessary for the operator of such a vehicle to travel upon a street not designated for heavy truck routes as provided in section 443-12(B), such operator shall leave and re-enter such heavy truck routes at the point closest to his or her immediate destination.

Vehicles owned by Federal, State or County governments, school districts, political subdivisions thereof and private contractors of such entities, when engaged or contracted in official functions, shall also be exempt.

- D. Heavy truck route signage. Village heavy traffic routes set forth under section 443-12(B) not part of the Federal, State, and County marked system shall be marked with signs giving notice thereof as required under Wis. Stats. §349.17.
- E. Compression braking. Compression braking is prohibited on all streets within the corporate limits of the Village of Bellevue, except in emergency situations.

Dated this ____ day of _____, 2014.

 Craig Beyl, Village President

ATTEST:

 Karen Simons, Village Clerk

DATE OF PUBLICATION:

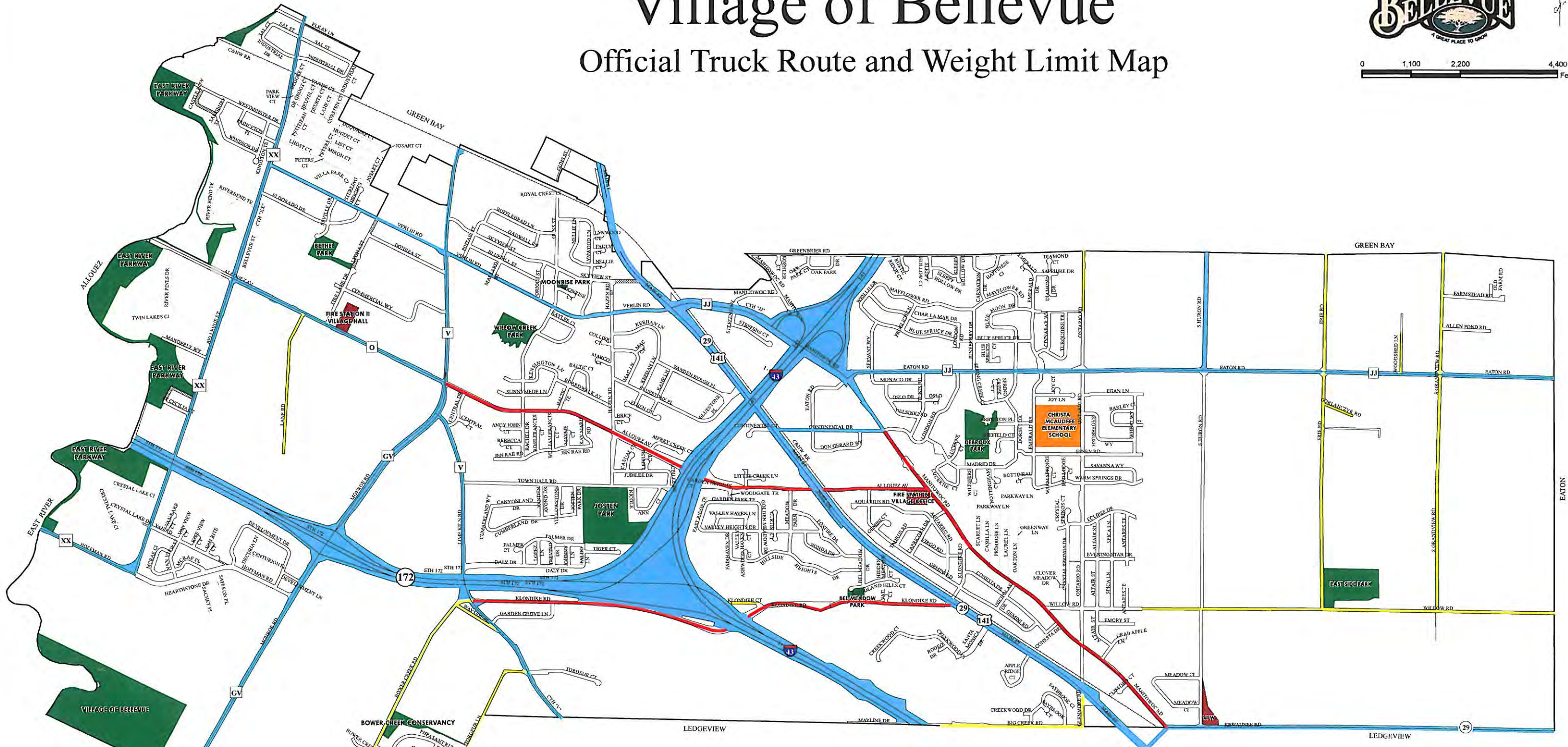
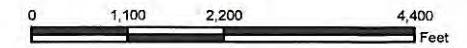
Motion by _____

Seconded by _____

Name	Aye	Nay	Abstain	Absent
Pres. Beyl				
Trustee Katers				
Trustee Gauthier				
Trustee Kaster				
Trustee Soukup				
Total				

Village of Bellevue

Official Truck Route and Weight Limit Map



- Through Truck Routes
- Through Truck Traffic Restricted
- Eight Ton Weight Limit (Seasonal Weight Restrictions)
- Schools
- Bellevue Parks
- Fire Stations/Other Facilities
- Dedicated, Unconstructed Street Right of Way
- Private Streets
- Public Street Right of Way (No Through Trucks)

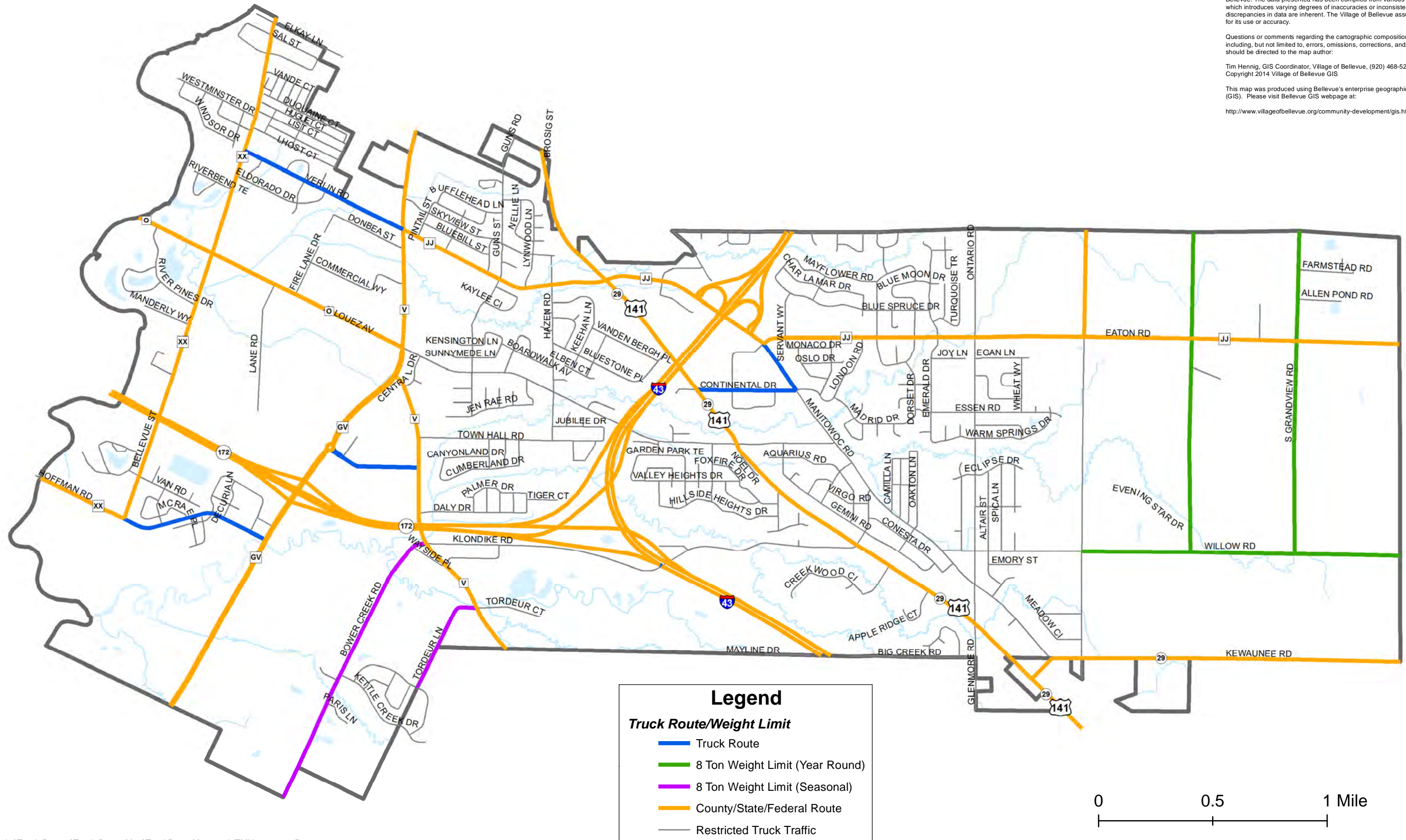


Truck Route/Weight Limit Map

Village of Bellevue, WI



Disclaimer:
 This map was produced for the exclusive use of the officials of the Village of Bellevue. The data presented has been compiled from various sources, each of which introduces varying degrees of inaccuracies or inconsistencies. Such discrepancies in data are inherent. The Village of Bellevue assumes no liability for its use or accuracy.
 Questions or comments regarding the cartographic composition of this map including, but not limited to, errors, omissions, corrections, and/or updates should be directed to the map author:
 Tim Hennig, GIS Coordinator, Village of Bellevue, (920) 468-5225.
 Copyright 2014 Village of Bellevue GIS
 This map was produced using Bellevue's enterprise geographic information system (GIS). Please visit Bellevue GIS webpage at:
<http://www.villageofbellevue.org/community-development/gis.html>



Legend

Truck Route/Weight Limit

- Truck Route
- 8 Ton Weight Limit (Year Round)
- 8 Ton Weight Limit (Seasonal)
- County/State/Federal Route
- Restricted Truck Traffic

